




Dear Families,

While we know we can't replace what will be lost when students are kept home due to extended school closure, we are grateful to be part of your efforts to ensure learning continues. Your child can work on i-Ready in Math and Reading from any computer or iPad (iOS 11 or higher) with internet access. See iPad directions on the back. Directions and tips are below:

- Students will continue to gain access through their District Portal.

- a. Website: [sso.browardschools.com](http://sso.browardschools.com)
- b. Select "Log in with Active Directory"



Username: your ten-digit student number (06\_\_\_\_\_)


Password: Capital P and the student's birthday (Pmm/dd/yyyy)

Select the i-Ready icon

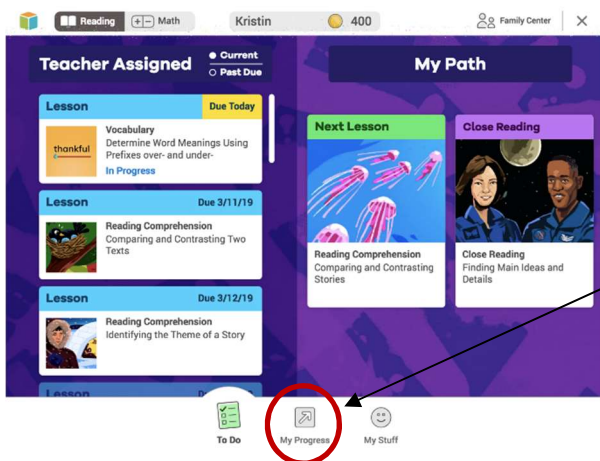


i-Ready

- c. Students will then select the subject using either button:



- You can help support your child's learning by:
  - **Asking questions** about each i-Ready lesson:
    - What is one thing you learned in your lesson?
    - What was one thing you thought was difficult?
  - Checking your child's progress by clicking on the "My Progress" icon



**Ask questions about "My Progress"**

- What do you notice when you look at this data?
- What is something you feel you are doing really well?
- What areas are challenging you?

- We recommend 45-90 minutes **per subject** per week during this extended school closure.
- **HAVE FUN!**

For technical support:

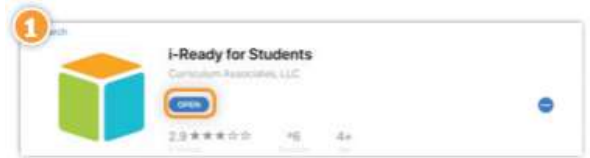
[i-readysupport@cainc.com](mailto:i-readysupport@cainc.com)

phone: 800-225-0248 Mon-Thurs 8:30 a.m.–7:00 p.m., Fri 8:30 a.m.–5:00 p.m.

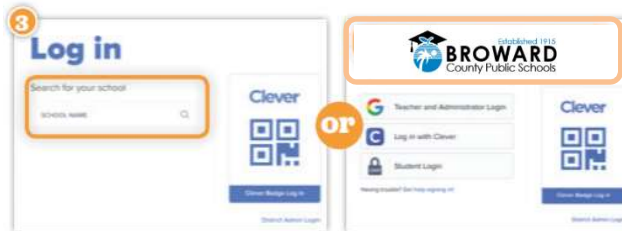


## Using i-Ready on an iPad

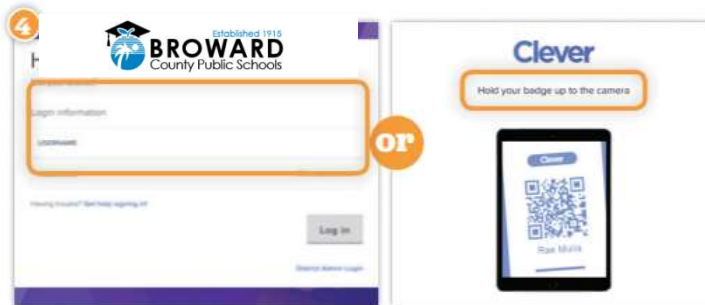
1. Download the “i-Ready for Students” application from the App Store.
2. Download the Clever application from the App Store.



3. Clever may ask you to search for the Broward School District or the name will automatically appear.



4. On the following page, you will have the option to log in using your ten-digit ID number, or with a Clever badge, if your school has made that available to you.
  - a. If using a username and password, you will be prompted to type it in.
    - Username: your ten-digit student number (06\_\_\_\_\_)
    - Password: Capital P and the student’s birthday (Pmm/dd/yyyy)
  - b. If using a Clever badge, you will be prompted to scan the badge via your iPad’s camera.



5. Once you are logged in to the portal, click the i-Ready icon.



6. You may see the message, “Open this page in i-Ready?” Click “Open.” The i-Ready for Students application will open and your child should be able to use i-Ready.

